


East End Rod& Gun Club

Annual update




Range Rules

- ▮ Range rules are posted at each range near the flag pole
 - ▮ General Range rules are applicable on all ranges
 - ▮ Range specific supplements provide further guidance for each area
- 

Safety flags indicate the range status


- ▣ They are critical to safe use/operation of EERGC
 - ▣ Red
 - ▣ Yellow
 - ▣ Black and Yellow Checkered
 - ▣ Black





Red Flag


- ▮ Range is hot
- ▮ Red flag is used on all ranges
- ▮ May shoot or handle firearms/ammunition
- ▮ ***Must be up before getting firearms out of vehicle***






Yellow Flag

- ▣ Range is cold
- ▣ Used on Rifle and Action Ranges
- ▣ All firearms unloaded, actions open, laying on a bench or in a case
- ▣ May not handle firearms or ammo
- ▣ May go down range and set/retrieve targets, pick up brass.



Black and Yellow Checkered Flag

- ▮ Flown when someone on rifle range is going out past the 200 yard berm
- ▮ Used on Rifle and Action Ranges
- ▮ Rifle range will fly a yellow flag
- ▮ If someone is on action range they must go yellow also
- ▮ Go down and talk to members on the Action Range before putting up checkered flag






Black Flag

- ▣ Range is closed
- ▣ Used on all ranges
- ▣ Farming down range
- ▣ Maintenance
- ▣ Can be used to shut down:
 - ▣ an individual bay,
 - ▣ a specific range,
 - ▣ or the entire facility (fire danger/ law enforcement training)
- ▣ Anyone can put up a black flag
 - ▣ Text/call club phone (541) 203-0124 and provide details
- ▣ Only a club RSO can take a black flag down





Volunteers

- ▣ This club is totally run by volunteers – we need your help
 - ▣ Elected Officers and Directors
 - ▣ Range Safety Officers
 - ▣ Event Coordinators and Support Staff
 - ▣ Facility maintenance
- 



Guests

- ▮ You can have two guests per primary member/range user
- ▮ They must sign hold harmless agreement
 - ▮ good for 1 year from date signed
- ▮ They must remain with you and on the same range
- ▮ You are responsible for the conduct of your guests



Ammunition

- ▣ Allowed:
 - ▣ Lead
 - ▣ Copper jacketed
 - ▣ Solid copper bullets

- ▣ Prohibited
 - ▣ Armor Piercing
 - ▣ Penetrators (aka Green Tips)
 - ▣ Tracers
 - ▣ Dragon's Breath



Targets

- Only use firearm industry type targets
- Paper type targets must be hung with staples or tape
- Portable wooden target stands available
- ***Do not use spools, chairs, etc. to hang targets.***
- Targets are to be placed so the bullet goes through the target and into back safety berm
 - Ground/reactive targets ok in the Pistol Bays
- Remove targets and place in trash when done
- May bring manufactured steel targets
- No improvised targets such as: TVs, hub caps, glass etc.
 - Fruit and water jugs are ok, but clean up your mess afterwards
- **No exploding targets!!!**
 - **This includes Tannerite**



Pistol Bays

- ▮ Pistol cartridges & carbines, rimfire firearms, and shotguns up to buckshot
 - ▮ ***Pistols in rifle calibers such as 5.56/223 are not allowed***
 - ▮ Pistol bays are the only area targets can be placed on the ground
- ▮ Falling plate bays
 - ▮ 10 yard firing line minimum safe shooting distance
 - ▮ check for loose plates/tighten if necessary
 - ▮ No other targets allowed in falling plate bays
 - ▮ No 17 caliber ammo allowed (Chips plates)
 - ▮ Nothing more powerful than 44 mag allowed



Action Range

- ▢ Firearms allowed
 - ▢ All rimfire cartridges
 - ▢ All pistol caliber cartridges
 - ▢ Shotgun shells, including slugs
 - ▢ Intermediate rifle caliber cartridges
 - ▢ Anything that can be fired from an AR-15 or AK47 platform
 - ▢ 5.56x45/223, 300 AAC BO, 458 SOCOM, 7.62x39 are all ok
 - ▢ **243, 30-30, 308(7.62x51), 7.62x54R are not allowed!!!**
 - ▢ ***These are full power rifle cartridges.***
 - ▢ ***Likely to ricochet out of the range.***
- ▢ Not a shoot and move facility
- ▢ No cross lane shooting
- ▢ Must shoot from behind the firing line just in front of the benches



Rifle Range

- ▮ May not shoot from in front of the Red Firing line
- ▮ Yellow Safety line
 - ▮ Observers need to be behind yellow line while range is hot (red flag up)
 - ▮ When Yellow flag is up
 - ▮ People will not be between red and yellow lines (except to police brass)
 - ▮ May go down range to change targets
 - ▮ ***Do not handle firearms, load mags, or look through scopes!!!***
- ▮ The two plywood covered lanes are for muzzle breaks/compensators
- ▮ There are three general areas for long, mid, and short range shooting
 - ▮ No cross lane shooting (such as far left lanes shooting at 25 yard berm)



5 Stand Area

- ▮ Two person operation (one shooter, one thrower)
- ▮ Only shoot from inside stanchions
- ▮ Pick up all shotgun hulls when finished



Archery range

- ▮ If it goes twang it's ok; Bang is not
- ▮ Only use target points on our targets
 - ▮ Hunting points are ok if using your own targets
- ▮ Ok to move target stands around
- ▮ This area used for MF Youth trap league on Sunday afternoons
 - ▮ Do not place archery targets in front of trap house!!!



Black Powder range

- ▮ Black powder muzzleloaders and black powder cartridges only
- ▮ Must shoot soft lead projectiles
 - ▮ No hard lead, copper jacketed or sabot rounds

Gate

- ▮ Scan your card in and out even if gate is open
- ▮ Gate stays open about 25 sec, scanning your card will reset the timer
 - ▮ You wouldn't want the gate to hit your car if you follow someone through
- ▮ Please remove all tumbleweeds from gate chain area